

STANDARD RACK MOUNTING FRAME
(without power distributor)

MODEL **BX-16G-1**

BEFORE USE

Thank you for choosing us. Before use, please check contents of the package you received as outlined below. If you have any problems or questions with the product, please contact our sales office or representatives.

■ **PACKAGE INCLUDES:**

Standard rack mounting frame(1)

■ **MODEL NO.**

Confirm Model No. marking on the product to be exactly what you ordered.

■ **INSTRUCTION MANUAL**

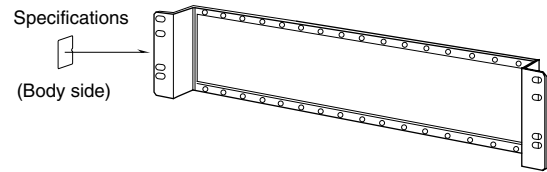
This manual describes necessary points of caution when you use this product, including installation, connection and basic maintenance procedures.

POINTS OF CAUTION

■ **ENVIRONMENT**

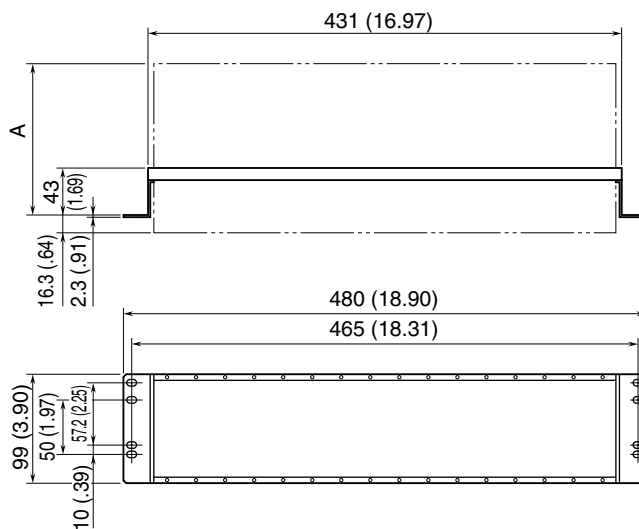
- Indoor use.
- When heavy dust or metal particles are present in the air, install the unit inside proper housing with sufficient ventilation.
- Do not install the unit where it is subjected to continuous vibration. Do not subject the unit to physical impact.
- Environmental temperature must be within -5 to +55°C (23 to 131°F) with relative humidity within 30 to 90% RH in order to ensure adequate life span and operation.

COMPONENT IDENTIFICATION



TERMINAL CONNECTIONS

■ EXTERNAL DIMENSIONS unit: mm (inch)

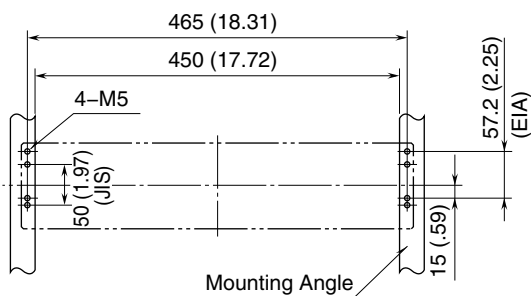


SERIES	M-RACK ^{*1}	H-RACK B-RACK	W-RACK ^{*2}	A-RACK
DIMENSIONS				
A	139 (5.47) [163 (6.42)]	137 (5.39)	[139 (5.47)] 163 (6.42)	162 (6.38)

*1. Dimensions in parentheses are for 7SN, 7LM, 7LMS

*2. Dimensions in parentheses are for VMS, VFX, JX Series

MOUNTING REQUIREMENTS unit: mm (inch)



Note: Leave an appropriate amount of space below for wiring.