

CABLE (20-pin to 20-pin)	MODEL MCN20
------------------------------------	--------------------

BEFORE USE

Thank you for choosing us. Before use, please check contents of the package you received as outlined below. If you have any problems or questions with the product, please contact our sales office or representatives.

■ **PACKAGE INCLUDES:**

Cable.....(1)

■ **MODEL NO.**

Confirm Model No. marking on the product to be exactly what you ordered.

■ **INSTRUCTION MANUAL**

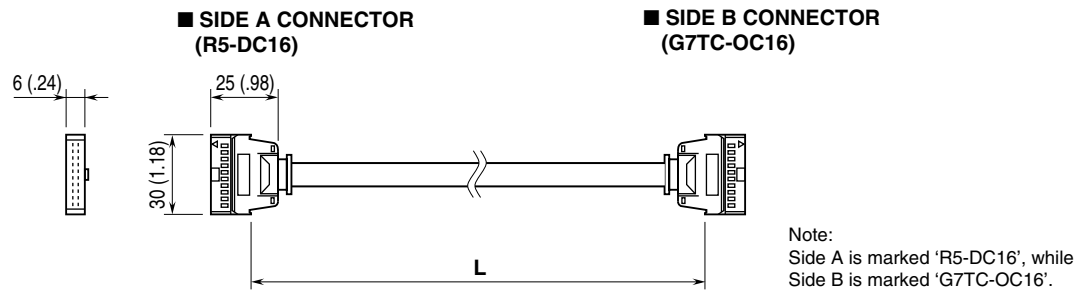
This manual describes necessary points of caution when you use this product.

POINTS OF CAUTION

- When you connect or disconnect the cable, be sure to hold the connector body in order to protect the wires from breakdown. **DO NOT** hold the cable in pulling it.
- Make sure not to connect the side A connector (R5-DC16 or R5-DA16) with the side B connector (Omron I/O relay terminal) by mistake, as it may cause malfunction of the connected devices.

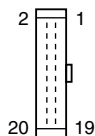
EXTERNAL DIMENSIONS & CONNECTOR PIN ASSIGNMENTS unit: mm (inch)

■ **CODE: 1**



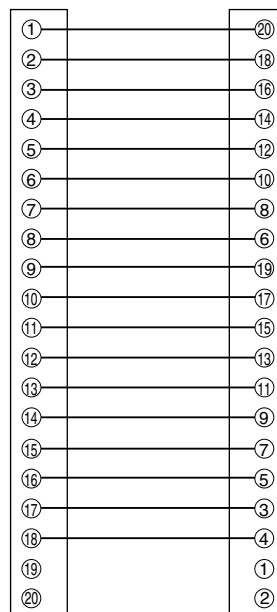
Model MCN20-RR1-	05	10	15	20	25	30
L	50 cm	1 m	1.5 m	2 m	2.5 m	3 m

• **Connector Pin Assignments**



• **Wiring Diagram**

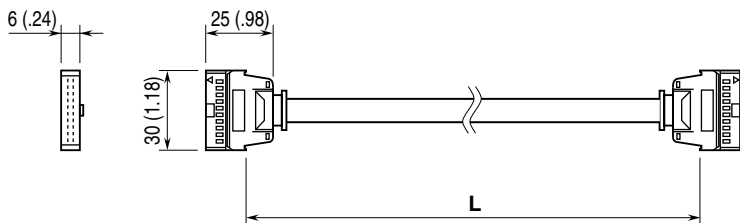
Side A Connector Side B Connector



■ CODE: 2

■ SIDE A CONNECTOR
(R5-DA16)

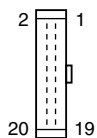
■ SIDE B CONNECTOR
(G7TC-ID16 or G7TC-IA16)



Note:
Side A is marked 'R5-DA16', while
Side B is marked 'G7TC-ID16/G7TC-IA16'.

Model MCN20-RR2-	05	10	15	20	25	30
L	50 cm	1 m	1.5 m	2 m	2.5 m	3 m

• Connector Pin Assignments



• Wiring Diagram

Side A Connector Side B Connector

