

CABLE (40-pin to 20-pin)	MODEL MCN201
------------------------------------	---------------------

BEFORE USE

Thank you for choosing us. Before use, please check contents of the package you received as outlined below. If you have any problems or questions with the product, please contact our sales office or representatives.

■ PACKAGE INCLUDES:

Cable.....(1)

■ MODEL NO.

Confirm Model No. marking on the product to be exactly what you ordered.

■ INSTRUCTION MANUAL

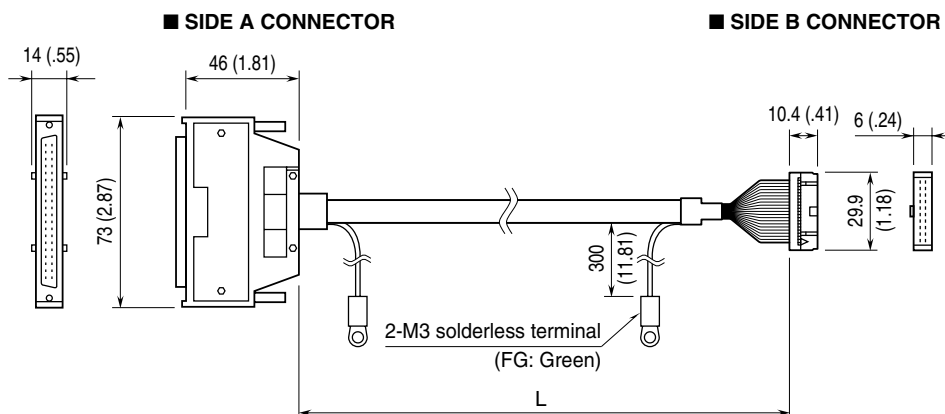
This manual describes necessary points of caution when you use this product.

POINTS OF CAUTION

- When you connect or disconnect the cable, be sure to hold the connector body in order to protect the wires from breakdown. **DO NOT** hold the cable in pulling it.

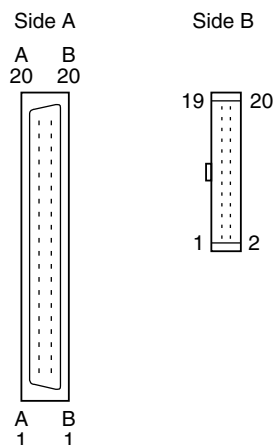
EXTERNAL DIMENSIONS & CONNECTOR PIN ASSIGNMENTS unit: mm (inch)

■ CODE: 1




	MCN201-FT1-20	MCN201-FT1-30
L	2 m (6.6 ft.)	3 m (9.8 ft.)

• Connector Pin Assignments



• Wiring Diagram

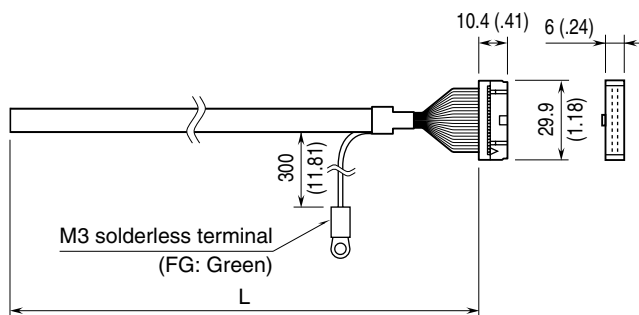


Pins No. B1 – B20 on Side A are not connected.

■ CODE: 2

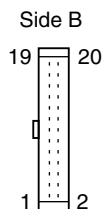
■ SIDE A CONNECTOR

■ SIDE B CONNECTOR



	MCN201-NT1-20	MCN201-NT1-30
L	2 m (6.6 ft.)	3 m (9.8 ft.)

• Connector Pin Assignments • Wiring Diagram



Cable Color	Dot			Side B
	Number	Color		
Orange	1	Black	_____	1
Orange	1	Red	_____	2
Yellow	1	Black	_____	3
Yellow	1	Red	_____	4
Green	1	Black	_____	5
Green	1	Red	_____	6
Grey	1	Black	_____	7
Grey	1	Red	_____	8
White	1	Black	_____	9
White	1	Red	_____	10
Orange	2	Black	_____	11
Orange	2	Red	_____	12
Yellow	2	Black	_____	13
Yellow	2	Red	_____	14
Green	2	Black	_____	15
Green	2	Red	_____	16
Grey	2	Black	_____	17
Grey	2	Red	_____	18
White	2	Black	_____	19
White	2	Red	_____	20
Braided wire (shielded)			_____	FG