




Technical Manuals List

Model No. WL40EW2KR

WIRELESS GATEWAY

(Modbus/TCP (Ethernet), Modbus-RTU Transparent

920MHz Band Wireless Device (Parent device) for Korea)

| Model No. | Product or Document | PDF |
|--|--|---|
| WL40EW2KR | WIRELESS GATEWAY (Modbus/TCP (Ethernet), Modbus-RTU Transparent 920MHz Band Wireless Device (Parent device) for Korea) |  |
| WL40EW2TW WL40EW2TH WL40EW2VN WL40EW2KR | WIRELESS GATEWAY (Modbus/TCP (Ethernet), Modbus-RTU Transparent 920MHz Band Wireless Device (Parent device)) Operating Manual |  |
| 920MHz Band Wireless Device(Korea) | 920MHz Band Wireless Device(Korea) Users Manual |  |