

Rack-mounted DCS Signal Conditioners 18-RACK

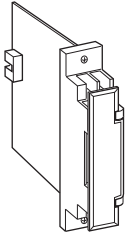
PT CONVERTER

Functions & Features

- Converting an alternating voltage from a potential (voltage) transformer into two standard process signals
- Minimum ripple
- True RMS sensing
- Second channel output available at the front terminals and at the Standard Rack connector

Typical Applications

- Centralized monitoring and control of power line and power supply voltage measured at switch boards
- Monitoring abnormal voltage drops for detecting overload



MODEL: 18PE-[1]66-R

ORDERING INFORMATION

- Code number: 18PE-[1]66-R
- Specify a code from below for [1].
(e.g. 18PE-166-R)

[1] INPUT

Voltage

- 1: 0 - 110 V AC
- 5: 0 - 150 V AC

OUTPUT 1

Voltage

- 6: 1 - 5 V DC (Load resistance 2000 Ω min.)

OUTPUT 2

Voltage

- 6: 1 - 5 V DC (Load resistance 2000 Ω min.)

POWER INPUT

DC Power

R: 24 V DC

(Operational voltage range 24 V ±10 %, ripple 10 %p-p max.)

GENERAL SPECIFICATIONS

Construction: Rack-mounted; terminal access via screw terminals on the front and connector on the rear; terminal cover provided

Connection

Input: M3.5 screw terminals (torque 0.8 N·m)

Output 1: Connector

Output 2: M3.5 screw terminals (torque 0.8 N·m) and connector

Power input: Supplied from connector

Screw terminal: Nickel-plated steel

Isolation: Input to output 1 to output 2 to power

Input waveform: Up to 15 % of 3rd harmonic content

Overrange output: Approx. 0 to 120 % at 1 - 5V

Zero adjustment: -5 to +5 % (front)

Span adjustment: 95 to 105 % (front)

INPUT SPECIFICATIONS

Frequency: 50 or 60 Hz

Input burden: 0.5 VA max.

Overload capacity: 200 % of rating for 1 minute, 120 % continuous

Operational range: 0 - 120 % of rating

INSTALLATION

Current consumption: Approx. 35 mA

Operating temperature: -5 to +55°C (23 to 131°F)

Operating humidity: 30 to 90 %RH (non-condensing)

Mounting: Standard Rack 18BXx or 18KBXx

Weight: 150 g (0.33 lb)

PERFORMANCE in percentage of span

Accuracy: ±0.4 %

Temp. coefficient: ±0.02 %/°C (±0.01 %/°F)

Response time: ≤ 0.5 sec. (0 - 90 %)

Ripple: 0.5 %p-p max. (100/120 Hz)

Line voltage effect: ±0.1 % over voltage range

Insulation resistance: ≥ 100 MΩ with 500 V DC

Dielectric strength: 1500 V AC @ 1 minute

(input to output 1 or output 2 or power)

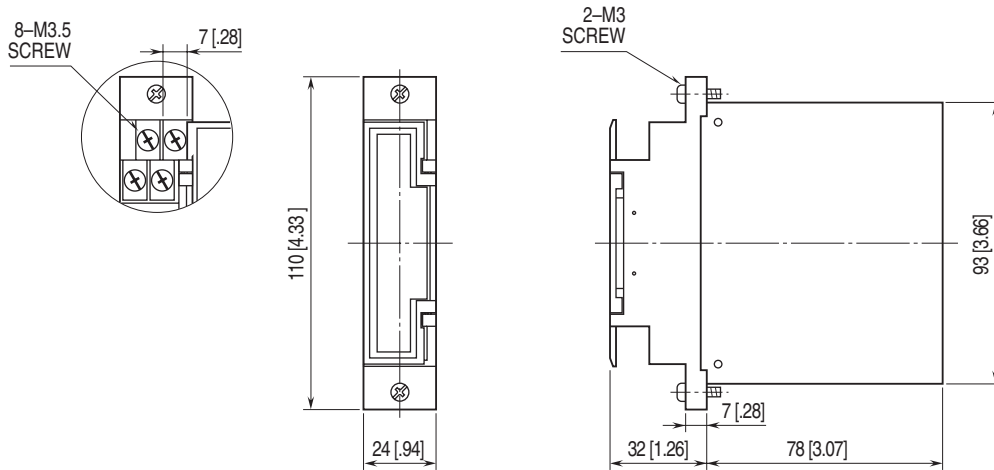
500 V AC @ 1 minute

(output 1 to output 2 to power)

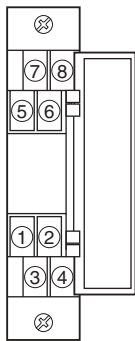
1500 V AC @ 1 minute

(input or output or power to ground)

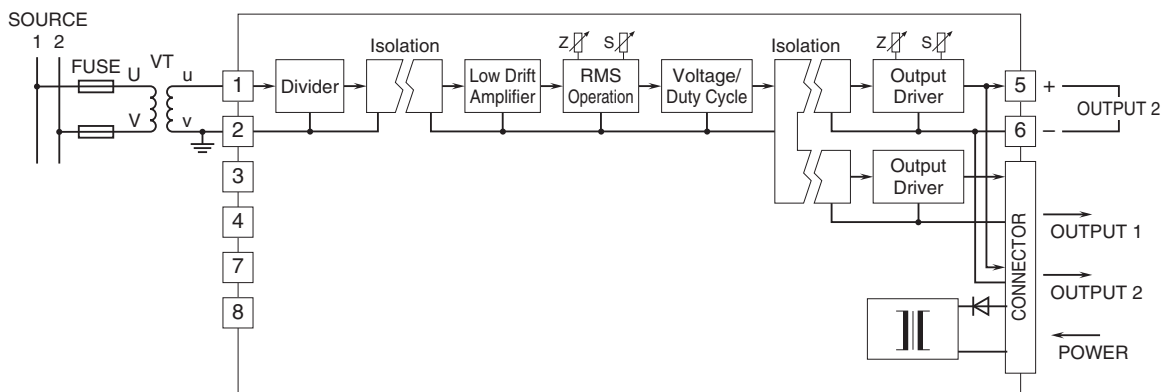
EXTERNAL DIMENSIONS unit: mm [inch]



TERMINAL ASSIGNMENTS



SCHEMATIC CIRCUITRY & CONNECTION DIAGRAM



 Specifications are subject to change without notice.