

Space-saving Two-wire Signal Conditioners B-UNIT

/S01: Stainless steel

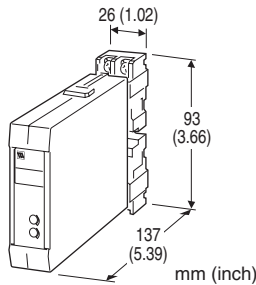
PT TRANSMITTER

Functions & Features

- Converting an alternating voltage from a potential (voltage) transformer into an isolated 4 - 20 mA DC signal
- Minimal ripple
- True RMS sensing
- Monitor terminals
- High-density mounting

Typical Applications

- Centralized monitoring and control of power line and power supply voltages measured at switch boards
- Monitoring abnormal voltage drops for detecting overload



MODEL: BPT-[1][2]

ORDERING INFORMATION

- Code number: BPT-[1][2]
- Specify a code from below for each of [1] and [2].
(e.g. BPT-1/Q)
- Specify the specification for option code /Q
(e.g. /C01/S01)

[1] INPUT

Voltage

- 1: 0 - 110 V AC
- 5: 0 - 150 V AC

[2] OPTIONS

blank: none

/Q: With options (specify the specification)

SPECIFICATIONS OF OPTION: Q (multiple selections)

COATING (For the detail, refer to our web site.)

/C01: Silicone coating

/C02: Polyurethane coating

/C03: Rubber coating

TERMINAL SCREW MATERIAL

GENERAL SPECIFICATIONS

Construction: Plug-in

Connection: M3.5 screw terminals (torque 0.8 N·m)

Screw terminal: Nickel-plated steel (standard) or stainless steel

Housing material: Flame-resistant resin (black)

Isolation: Input to output

Input waveform: Up to 15 % of 3rd harmonic content

Zero adjustment: -5 to +5 % (front)

Span adjustment: 95 to 105 % (front)

INPUT SPECIFICATIONS

Frequency: 50 or 60 Hz

Input burden: 0.5 VA max.

Overload capacity: 200 % of rating for 1 minute, 120 % continuous

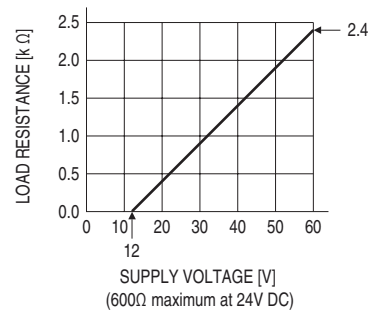
Operational range: 0 - 120 % of rating

OUTPUT SPECIFICATIONS

Output: 4 - 20 mA DC

Load resistance vs. supply voltage:

Load Resistance (Ω) = (Supply Voltage (V) - 12 (V)) ÷ 0.02 (A) (including leadwire resistance)



INSTALLATION

Supply voltage: 12 - 60 V DC

Operating temperature: -5 to +55°C (23 to 131°F)

Operating humidity: 30 to 90 %RH (non-condensing)

Mounting: Surface or DIN rail; Standard Rack Mounting

Frame BX-16H available

Weight: 160 g (0.35 lb)

PERFORMANCE in percentage of span

Accuracy: ±0.3 %

Temp. coefficient: ±0.03 %/°C (±0.02 %/°F)

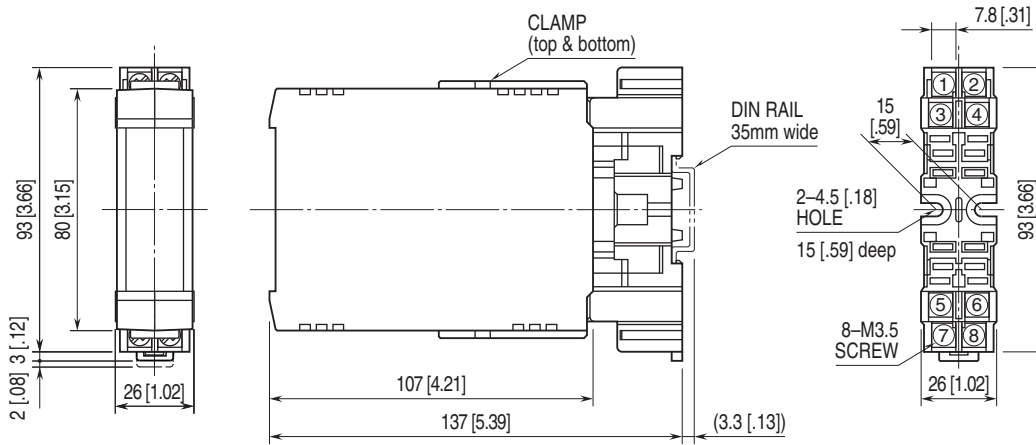
Response time: ≤ 0.5 sec. (0 - 90 %)

Ripple: 0.5 %p-p max. (100/120 Hz)

Insulation resistance: ≥ 100 MΩ with 500 V DC

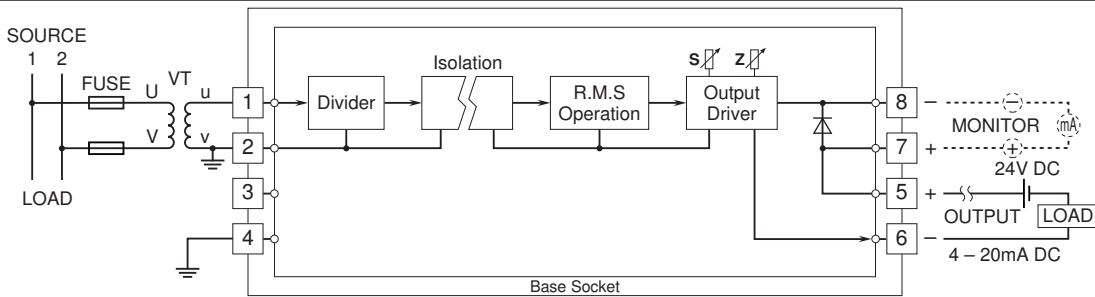
Dielectric strength: 2000 V AC @ 1 minute (input to output)
 1500 V AC @ 1 minute (input or output to ground)

EXTERNAL DIMENSIONS & TERMINAL ASSIGNMENTS unit: mm [inch]



•When mounting, no extra space is needed between units.

SCHEMATIC CIRCUITRY & CONNECTION DIAGRAM



Specifications are subject to change without notice.