

CABLE (with FCN connectors)

(40-pin to 32-pin, shielded)

MODEL: FCN32-[1]

ORDERING INFORMATION

- Code number: FCN32-[1]

Specify a code from below for [1].

(e.g. FCN32-10)

[1] CABLE LENGTH

03: Cable with connectors at both ends L = 30 cm (11.8 in.)

05: Cable with connectors at both ends L = 50 cm (1.6 ft.)

10: Cable with connectors at both ends L = 1 m (3.3 ft.)

20: Cable with connectors at both ends L = 2 m (6.6 ft.)

RELATED PRODUCTS

- PC recorder (model: R1M-A1C1)
- PC recorder (model: R1M-D1C1)

GENERAL SPECIFICATIONS

Side A Connector Model

- **Connector model:** OTAX N361J040AU
(Fujitsu FCN-361J040-AU...discontinued)
- **Cover model:** OTAX N360C040B
(Fujitsu FCN-360C040-B...discontinued)

Side B Connector Model

- **Connector model:** OTAX N361J032AU
(Fujitsu FCN-361J032-AU...discontinued)
- **Cover model:** OTAX N360C032B
(Fujitsu FCN-360C032-B...discontinued)

Cable: Shielded cable with 40 core cables

INSTALLATION

Weight

FCN32-03: 110 g (0.24 lb)

FCN32-05: 140 g (0.31 lb)

FCN32-10: 220 g (0.49 lb)

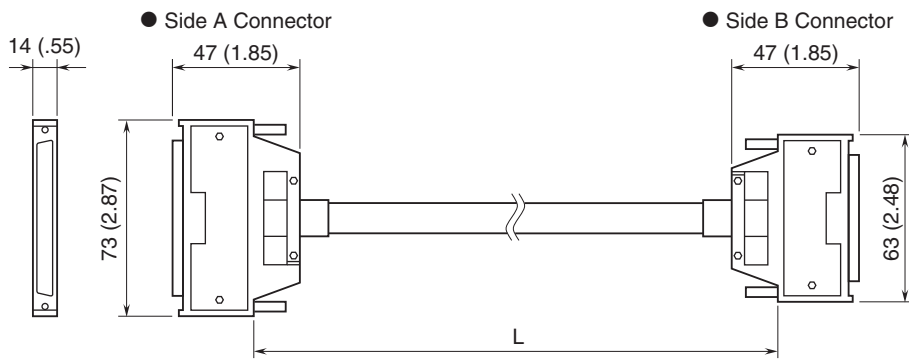
FCN32-20: 350 g (0.77 lb)

PERFORMANCE

Maximum current: 0.2 A

Dielectric strength: 500 V AC @ 1 minute

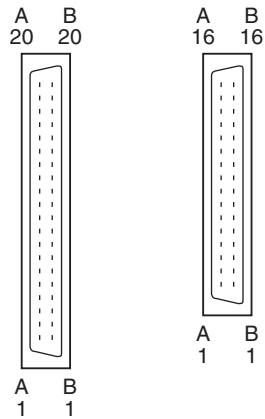
EXTERNAL DIMENSIONS & CONNECTOR PIN ASSIGNMENT unit: mm (inch)



	FCN32-03	FCN32-05	FCN32-10	FCN32-20
L	300 (11.8)	500 (19.7)	1000 (39.4)	2000 (78.7)

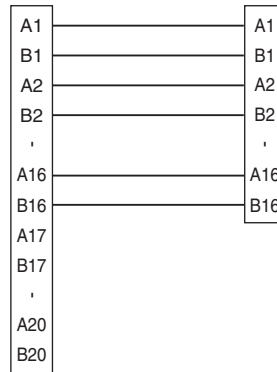
CONNECTOR PIN ASSIGNMENT

● Side A Connector ● Side B Connector



WIRING DIAGRAM

Side A Connector Side B Connector



Specifications are subject to change without notice.