

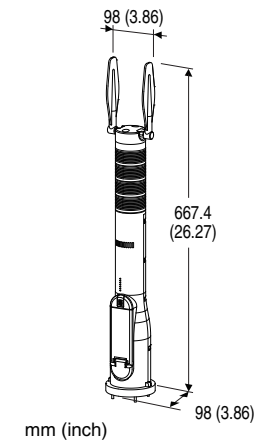
**Tower Light Series**

**CC-Link TOWER LIGHT**

(60 mm dia., 4 layers)

**Functions & Features**

- Lighting, blinking and buzzing are controllable with PLC.
- Bi-color lighting available in fourth layer
- Separable tension clamp terminal



**MODEL: IT60RC-4[1][2][3][4][5]D[6]-[7][8]**

**ORDERING INFORMATION**

- Code number: IT60RC-4[1][2][3][4][5]D[6]-[7][8]  
Specify a code from below for each of [1] through [8].  
(e.g. IT60RC-4RYGBWD1-M2/Q)
- Specify the specification for option code /Q  
(e.g. /C01)

**LAMP LAYERS**

4: 4 layers

**[1] LAMP 1 COLOR**

(1st layer from the top)

- R: Red
- Y: Amber
- G: Green
- B: Blue
- W: White

**[2] LAMP 2 COLOR**

(2nd layer from the top)

- R: Red
- Y: Amber
- G: Green
- B: Blue
- W: White

**[3] LAMP 3 COLOR**

(3rd layer from the top)

- R: Red
- Y: Amber
- G: Green
- B: Blue
- W: White

**[4] LAMP 4 COLOR**

(4th layer from the top)

- R: Red
- Y: Amber
- G: Green
- B: Blue
- W: White

**[5] LAMP 5 COLOR**

- R: Red
- Y: Amber
- G: Green
- B: Blue
- W: White
- N: None

**MOUNTING**

D: Direct mounting

**[6] DESIGN TYPE**

- 1: Type 1
- 2: Type 2 (with dummy antennae)  
(refer to outline dimensions)

**[7] POWER INPUT**

- AC Power
- M2: 100 - 240 V AC (Operational voltage range 85 - 264 V, 47 - 66 Hz)
- DC Power
- R: 24 V DC  
(Operational voltage range 24 V ±10 %, ripple 10 %p-p max.)

## [8] OPTIONS

**blank:** none

**/Q:** With options (specify the specification)

### SPECIFICATIONS OF OPTION: Q

COATING (For the detail, refer to our web site.)

**/C01:** Silicone coating

**/C02:** Polyurethane coating

**/C03:** Rubber coating

### GENERAL SPECIFICATIONS

**Degree of protection:** IP 65, vertical mounting only (bottom connectors excluded)

#### Connection

**Power/Network:** Separable tension clamp terminal

**Applicable wire size:** 0.2 to 1.5 mm<sup>2</sup>, stripped length 10 mm

#### Recommended solderless terminal:

AI0,5-10WH 0.5mm<sup>2</sup> (Phoenix Contact)

AI0,75-10GY 0.75mm<sup>2</sup> (Phoenix Contact)

**Housing material:** Flame-resistant resin (white)

**Lens:** Flame-resistant resin (transparent)

**Isolation:** Network to power input to FE1 (Functional Earth)

**DIP SW Setting:** Frequency of lamp blinking and buzzing discontinuance, buzzing volume level and output at connection failed. (refer to the instruction manual)

**Lamp:** Red, amber, green, blue and white LEDs on/blinking (approx. 2 Hz, 10 Hz)

**Indicator LEDs:** Power, Run, Error, SD and RD (5 LEDs) indicate the module's operating conditions. (Refer to the instruction manual)

**Buzzing:** Approx. 3.3 kHz

**Interval:** continuous/intermittent (approx. 2 Hz, 10 Hz)

### CC-Link COMMUNICATION

**Protocol:** CC-Link V1.10

**Device type:** Remote I/O station

**Station No. setting:** Rotary switch; 1 - 64

**Required node:** 1

**Baud rate setting:** Rotary switch

156kbps, 625kbps, 2.5Mbps, 5Mbps, 10Mbps

**Cable for comm. link:** Specified by Mitsubishi Electric

**Terminating resistor:** Built-in (Selected with the DIP SW)

### INSTALLATION

#### Power consumption

•**AC:** Approx. 5 VA at 100 V

Approx. 7 VA at 200 V

Approx. 8 VA at 240 V

•**DC:** Approx. 3 W

**Operating temperature:** -10 to +55°C (14 to 131°F)

**Operating humidity:** 30 to 90 %RH (non-condensing)

**Atmosphere:** No corrosive gas

**Mounting:** Direct mounting

**Mounting direction:** Vertical

**Weight:** 1.4 kg (3.1 lb)

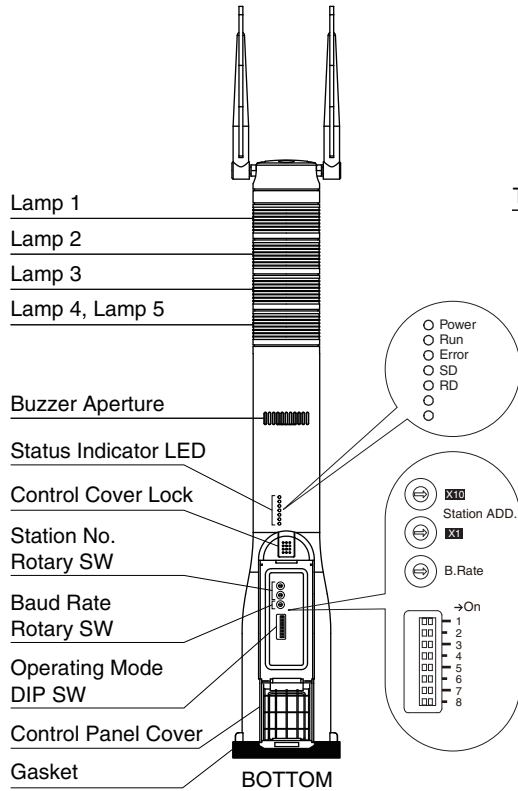
### PERFORMANCE

**Insulation resistance:** ≥ 100 MΩ with 500 V DC

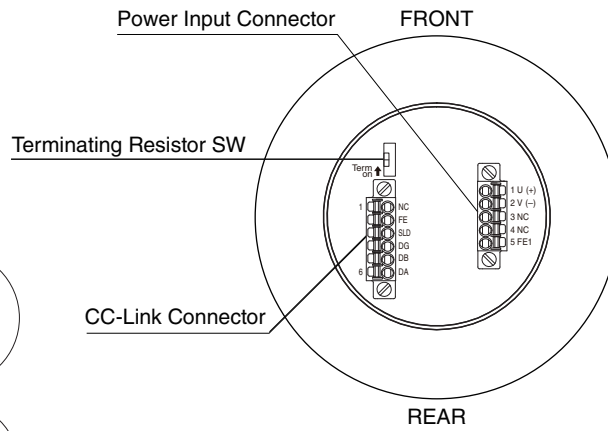
**Dielectric strength:** 1500 V AC @ 1 minute  
(network to power to FE1)

## EXTERNAL VIEW

### FRONT VIEW

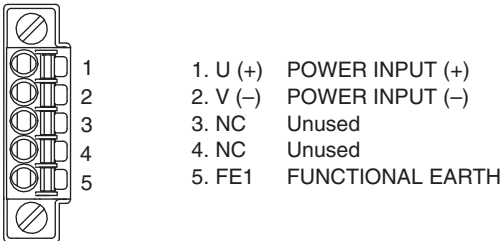


### BOTTOM VIEW

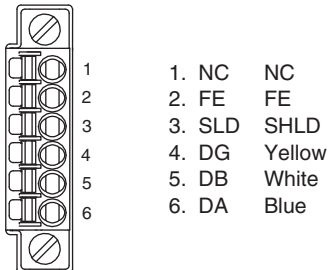


## TERMINAL ASSIGNMENTS

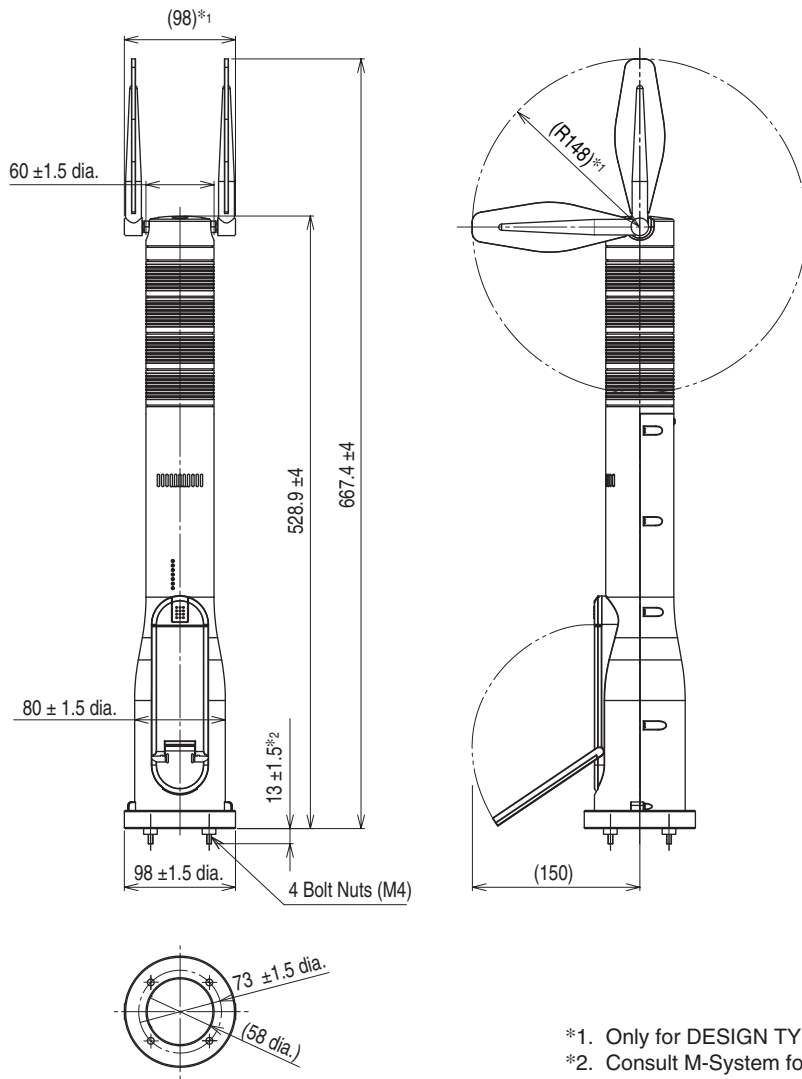
### POWER CONNECTOR



### CC-Link CONNECTOR

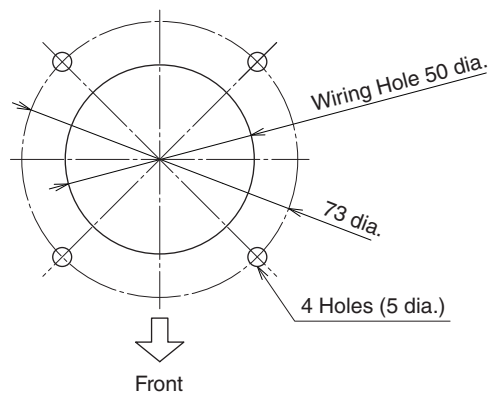


**EXTERNAL DIMENSIONS unit: mm**



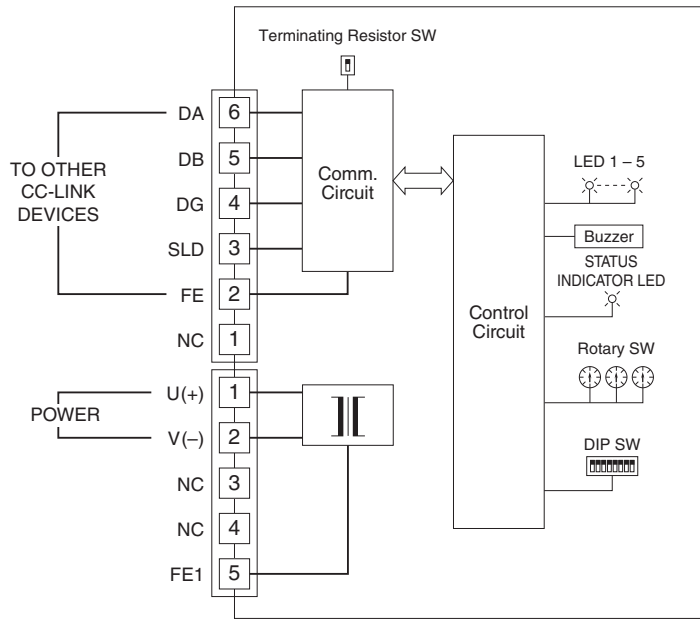
\*1. Only for DESIGN TYPE option code 2.  
\*2. Consult M-System for other bolt length.

**MOUNTING REQUIREMENTS unit: mm**



\*Protect wires to prevent scratching them at the edge of the compartment.

**SCHEMATIC CIRCUITRY & CONNECTION DIAGRAM**



Specifications are subject to change without notice.