

CABLE

(20-pin to 20-pin)

PERFORMANCE

Dielectric strength: 500 V AC @ 1 minute

MODEL: MCN20-RR[1]-[2]

ORDERING INFORMATION

- Code number: MCN20-RR[1]-[2]

Specify a code from below for each of [1] and [2].

(e.g. MCN20-RR1-10)

CONNECTOR, SIDE A

R: Omron

CONNECTOR, SIDE B

R: Omron

[1] COUPLED DEVICE

1: Omron I/O relay terminal G7TC-OC16 (for output)

2: Omron I/O relay terminal G7TC-ID16 or G7TC-IA16 (for input)

[2] CABLE LENGTH

05: 50 cm (19.7 in.)

10: 1 m (3.3 ft.)

15: 1.5 m (4.9 ft.)

20: 2 m (6.6 ft.)

25: 2.5 m (8.2 ft.)

30: 3 m (9.8 ft.)

RELATED PRODUCTS

- Discrete output module (model: R5-DC16)
- Discrete input module (model: R5-DA16)

GENERAL SPECIFICATIONS

Connector model: XG5M-2635-N

Cover model: XG5S-2612

Cable: 20 core wires

INSTALLATION

Weight

MCN20-RRx-05: 80 g (0.18 lb)

MCN20-RRx-10: 140 g (0.31 lb)

MCN20-RRx-15: 200 g (0.44 lb)

MCN20-RRx-20: 260 g (0.57 lb)

MCN20-RRx-25: 320 g (0.71 lb)

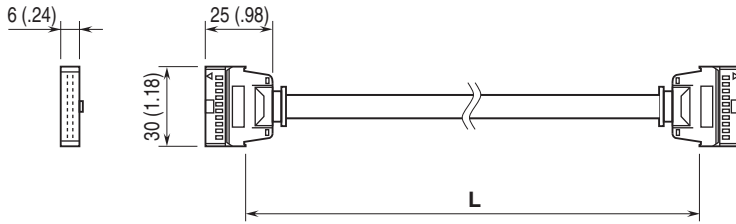
MCN20-RRx-30: 370 g (0.82 lb)

EXTERNAL DIMENSIONS & CONNECTOR PIN ASSIGNMENT unit: mm (inch)

■CODE: 1

■ SIDE A CONNECTOR
(R5-DC16)

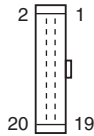
■ SIDE B CONNECTOR
(G7TC-OC16)



Note:
Side A is marked 'R5-DC16', while
Side B is marked 'G7TC-OC16'.


Model MCN20-RR1-	05	10	15	20	25	30
L	50 cm	1 m	1.5 m	2 m	2.5 m	3 m

• Connector Pin Assignments



• Wiring Diagram

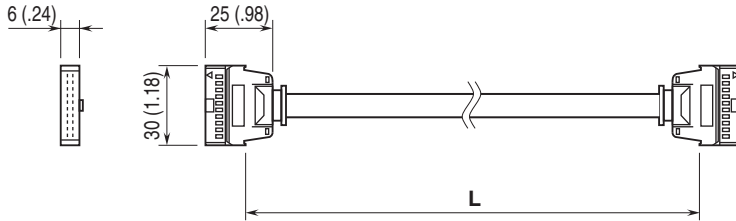
Side A Connector Side B Connector



■ CODE: 2

■ **SIDE A CONNECTOR**
(R5-DA16)

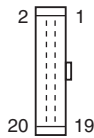
■ **SIDE B CONNECTOR**
(G7TC-ID16 or G7TC-IA16)



Note:
Side A is marked 'R5-DA16', while
Side B is marked 'G7TC-ID16/G7TC-IA16'.


Model MCN20-RR2-	05	10	15	20	25	30
L	50 cm	1 m	1.5 m	2 m	2.5 m	3 m

• **Connector Pin Assignments**



• **Wiring Diagram**

Side A Connector Side B Connector



Specifications are subject to change without notice.