

## CABLE

(40-pin to 34-pin)

## PERFORMANCE

Dielectric strength: 500 V AC @ 1 minute

## MODEL: MCN34-FR-[1]

## ORDERING INFORMATION

- Code number: MCN34-FR-[1]
- Specify a code from below for [1].  
(e.g. MCN34-FR-10)

## CONNECTOR, SIDE A

F: OTAX  
(Fujitsu ... discontinued)

## CONNECTOR, SIDE B

R: Omron

## [1] CABLE LENGTH

- 03:** 30 cm (11.8 in.)  
**05:** 50 cm (19.7 in.)  
**10:** 1 m (3.3 ft.)  
**30:** 3 m (9.8 ft.)

## RELATED PRODUCTS

- Analog I/O module (model: 60C, 60D, 60F, 60M, 60S)
- Multi-transmission module (model: 22LA1-3A1, 22LA1-3C1)

## GENERAL SPECIFICATIONS

### Connector, Side A

**Connector model:** OTAX N361J040AU  
(Fujitsu FCN-361J040-AU...discontinued)  
**Cover model:** OTAX N360C040B  
(Fujitsu FCN-360C040-B...discontinued)

### Connector, Side B

**Connector model:** XG5M-3435-N  
**Cover model:** XG5S-3422

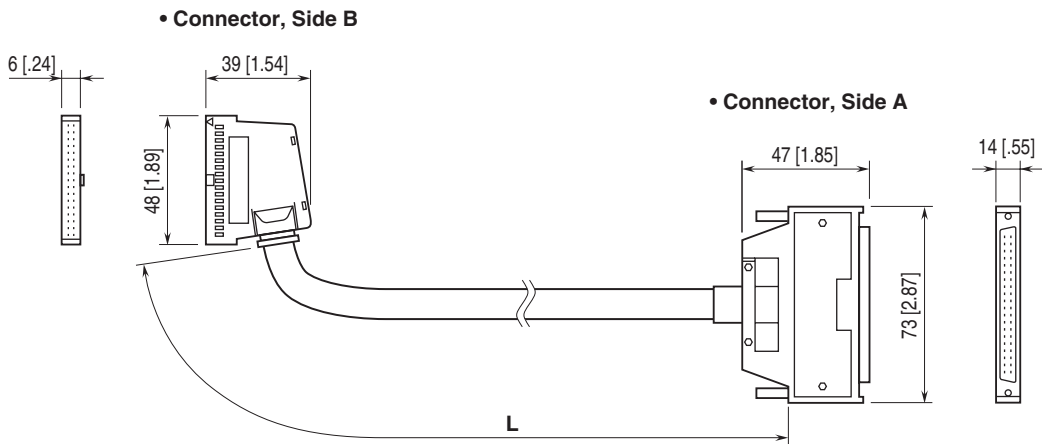
**Cable:** Shielded cable with 34 core cables

## INSTALLATION

### Weight

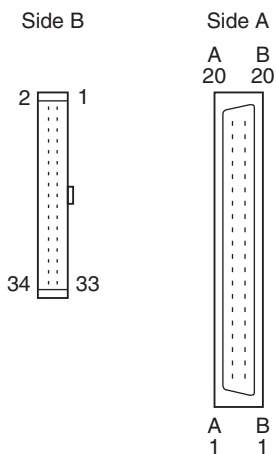
- MCN34-FR-03:** 90 g (0.20 lb)  
**MCN34-FR-05:** 120 g (0.26 lb)  
**MCN34-FR-10:** 180 g (0.40 lb)  
**MCN34-FR-30:** 450 g (0.99 lb)

## EXTERNAL DIMENSIONS & CONNECTOR PIN ASSIGNMENT unit: mm [inch]

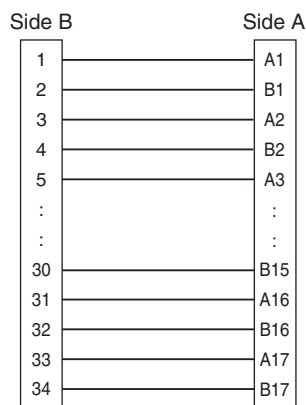


	MCN34-03	MCN34-05	MCN34-10	MCN34-30
<b>L</b>	30 cm [11.8 in.]	50 cm [19.7 in.]	1 m [3.3 ft.]	3 m [9.8 ft.]

### CONNECTOR PIN ASSIGNMENT



### WIRING DIAGRAM



Pins No. A18 – B20 on Side A are not connected.



Specifications are subject to change without notice.