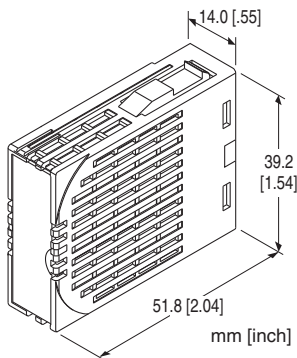


## Super-mini Signal Conditioners M80 Series

### EXTENDER MODULE

#### Functions & Features

- Connects the input terminals and the connector
- Converts current into voltage with optional 250 Ω receiving resistor



### MODEL: M80BW-[1]

### ORDERING INFORMATION

- Code number: M80BW-[1]

Specify a code from below for [1].

(e.g. M80BW-250)

### [1]RECEIVING RESISTOR

0: Without

250: 250 Ω

### RELATED PRODUCTS

- Installation Base (model: M80BSx)

This unit must be mounted on a dedicated base.

### GENERAL SPECIFICATIONS

**Construction:** Plug-in

**Housing material:** Flame-resistant resin (gray)

### INPUT SPECIFICATIONS

Model M80BW-250 incorporates a 250 Ω resistor.

**Receiving resistor:** 250 Ω (0.5 W)

**Allowable excitation voltage:** 12 V DC without resistor

6 V DC with resistor

### INSTALLATION

**Operating temperature:** -5 to +55°C (23 to 131°F)

**Operating humidity:** 5 to 95 %RH (non-condensing)

**Mounting:** Multi-channel Installation Base (model: M80BSx)

**Weight:** 20 g (0.71 oz)

### PERFORMANCE

**Accuracy:** ±0.1 % (accuracy of the receiving resistor)

**Temp. coefficient:** ±0.003 %/°C (±0.002 %/°F) (temp. coefficient of the receiving resistor)

**Dielectric strength:** 1000 V AC @1 minute (input or output to ground)

### STANDARDS & APPROVALS

**EU conformity:**

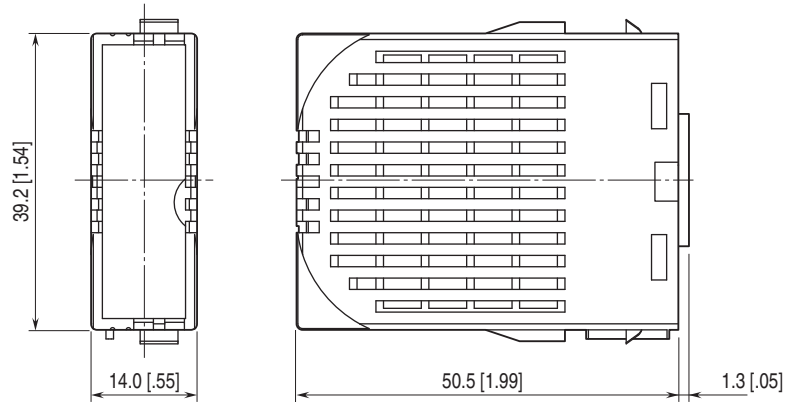
EMC Directive

EMI EN 61000-6-4

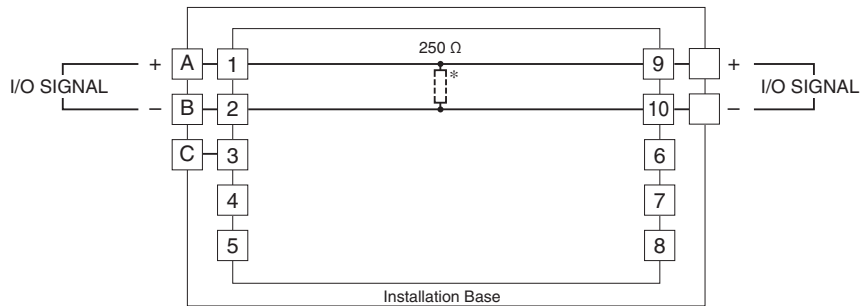
EMS EN 61000-6-2

RoHS Directive

**EXTERNAL DIMENSIONS unit: mm [inch]**



**SCHEMATIC CIRCUITRY & CONNECTION DIAGRAM**



\* Model M80BW-250 incorporates a 250 Ω resistor.  
 Note: Use shielded cables for I/O wiring.



Specifications are subject to change without notice.