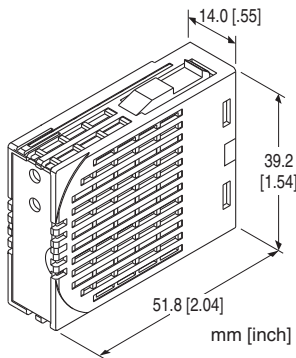


## Super-mini Signal Conditioners M80 Series

### SIGNAL CONVERTER

#### Functions & Features

- Converts DC input into isolated standardized process signal
- Isolates between analog input channels of a PLC
- Achieves space-saving and easy maintenance with Multi-channel Installation Base



### MODEL: M80YV-[1]6-R

### ORDERING INFORMATION

- Code number: M80BW-[1]6-R  
Specify a code from below for [1].  
(e.g. M80BW-66-R)

#### [1] INPUT

Current

**A:** 4 - 20 mA DC (Input resistance 250 Ω)

**D:** 0 - 20 mA DC (Input resistance 250 Ω)

Voltage

**5:** 0 - 5 V DC (Input resistance 1 MΩ min.)

**6:** 1 - 5 V DC (Input resistance 1 MΩ min.)

**4W:** -10 - +10 V DC (Input resistance 1 MΩ min.)

#### OUTPUT

Voltage

**6:** 1 - 5 V DC (Load resistance 10 kΩ min.)

#### POWER INPUT

DC Power

**R:** 24 V DC

(Operational voltage range 24 V ±10 %, ripple 10 %p-p max.)

### RELATED PRODUCTS

- Installation Base (model: M80BSx)  
This unit must be mounted on a dedicated base.

### GENERAL SPECIFICATIONS

**Construction:** Plug-in

**Housing material:** Flame-resistant resin (gray)

**Power supply:** Via the Installation Base terminals (model: M80BSx)

**Isolation:** Input to output to power

**Zero adjustment:** -5 to +5 % (front)

**Span adjustment:** 95 to 105 % (front)

### INPUT SPECIFICATIONS

■ **DC Current:** Input resistor incorporated

■ **DC Voltage**

**Input resistance:** 1 MΩ min. (10 kΩ min. in power failure)

### INSTALLATION

**Current consumption:** Approx. 50 mA

**Operating temperature:** -5 to +55°C (23 to 131°F)

**Operating humidity:** 5 to 95 %RH (non-condensing)

**Mounting:** Multi-channel Installation Base (model: M80BSx)

**Weight:** 20 g (0.71 oz)

### PERFORMANCE in percentage of span

**Accuracy:** ±0.1 %

**Temp. coefficient:** ±0.015 %/°C (±0.008 %/°F)

**Response time:** ≤ 15 msec. (0 - 90 %)

**Line voltage effect:** ±0.1 % over voltage range

**Insulation resistance:** ≥ 100 MΩ with 500 V DC

**Dielectric strength:** 1000 V AC @1 minute (input to output to power to ground)

### STANDARDS & APPROVALS

**EU conformity:**

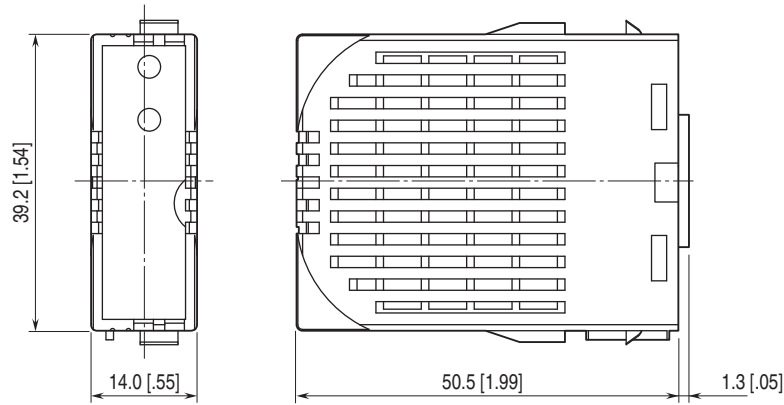
EMC Directive

EMI EN 61000-6-4

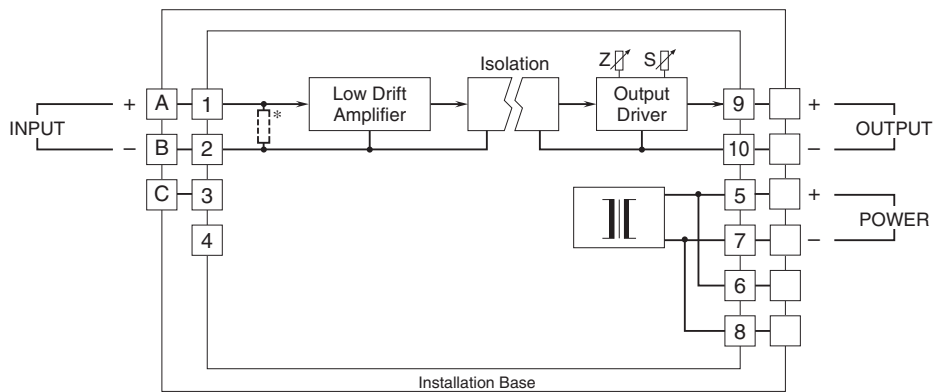
EMS EN 61000-6-2

RoHS Directive

## EXTERNAL DIMENSIONS unit: mm [inch]



## SCHEMATIC CIRCUITRY & CONNECTION DIAGRAM



\* Input shunt resistor incorporated for current input.  
 Note: Use shielded cables for I/O wiring.



Specifications are subject to change without notice.