









# ORDERING INFORMATION

# Model : M5XPHS

PLEASE FILL IN THIS SECTION		FACTORY USE ONLY	
  		    	
Model		Job No.	Approved by (Sales office)
Company		Ser No.	Issued by (Sales office)
Name		Sales Rep.	Approved by (Factory)
P/O No.			Issued by (Factory)
			Ser No.

Specify the items you want to change. Default setting will be used if not specified.

## INPUT SETTING

ITEM	SET VALUE	DEFAULT VALUE	COMMENTS	FACTORY INTERNAL CHECK
Input range	<input type="checkbox"/> 0 to 50 mA DC <input type="checkbox"/> -1000 to +1000 mV DC <input type="checkbox"/> -10 to +10 V DC	0 to 50 mA DC		<input type="checkbox"/>
0 % input setting		4.0000 mA 0.00 mV 0.0000 V	Specify within settable range in the table 1.	<input type="checkbox"/>
100 % input setting		20.0000 mA 1000.00 mV 10.0000 V		
Filter time constant*1		0.0 sec.	Specify the range between 0.0 and 30.0 sec.	<input type="checkbox"/>

\*1. Filter time constant

Set filter time constant of the first order lag filter. The first order lag filter is available with setting time.  
 When '0' is set to this parameter, the first order lag filter is not available (Response time: ≤ 0.5 sec. (0 - 90 %)).  
 The first order lag filter is equivalent to general CR filter.  
 The setting time constant is the time to follow until about 63 %, when input varies from 0 % to 100 %.

## COMPUTING SETTING

ITEM	SET VALUE	DEFAULT VALUE	COMMENTS	FACTORY INTERNAL CHECK
Control logic	<input type="checkbox"/> Hold at open <input type="checkbox"/> Hold at close	Hold at open		<input type="checkbox"/>
Hold	<input type="checkbox"/> Peak hold <input type="checkbox"/> Valley hold <input type="checkbox"/> Peak-to-peak hold	Peak hold		<input type="checkbox"/>

## OUTPUT SETTING

ITEM	SET VALUE	DEFAULT VALUE	COMMENTS	FACTORY INTERNAL CHECK
Output range	<input type="checkbox"/> 0 to 20 mA DC <input type="checkbox"/> -5 to +5 V DC <input type="checkbox"/> -10 to +10 V DC	0 to 20 mA DC		<input type="checkbox"/>
0 % output setting		4.0000 mA 0.0000 V 0.0000 V	Specify within settable range in the table 2.	<input type="checkbox"/>
100 % output setting		20.0000 mA 5.0000 V 10.0000 V		

[Table 1]

INPUT RANGE	MIN. SPAN	SETTABLE RANGE
Current input	2 mA	0.0000 to 50.0000 mA DC
Voltage input	100 mV	-1000.00 to +1000.00 mV DC
	1 V	-10.0000 to +10.0000 V DC

[Table 2]

Output Range	Minimum Span	Setting Range
Current output	1 mA	0.0000 to 23.0000 mA DC
Voltage output	500 mV	-5.7500 to +5.7500 V DC
	1 V	11.5000 to +11.5000 V DC