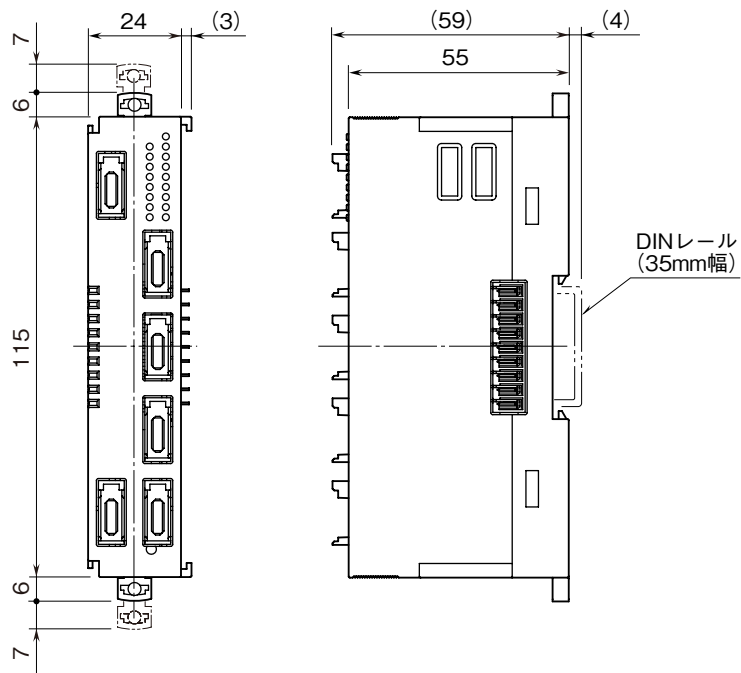


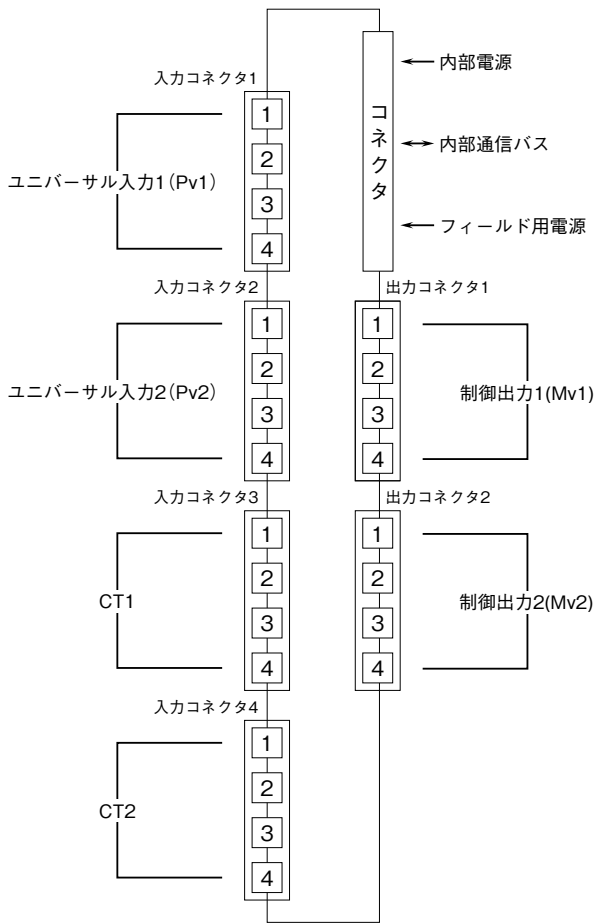
<h1>外形図</h1>	<h2>R8-TC2</h2> <h3>温度調節計カード</h3>	<h2>R8 シリーズ</h2>
--------------	-----------------------------------	------------------

特記事項

外形寸法図 (単位: mm)

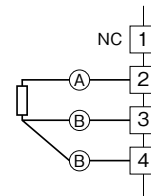


端子接続図

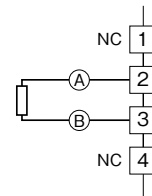


■ユニバーサル入力 (Pv1、Pv2) 接続方法

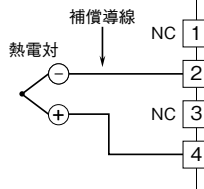
●測温抵抗体および抵抗器 (3線式)



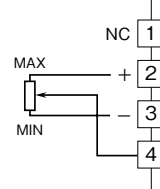
●測温抵抗体および抵抗器 (2線式)



●熱電対

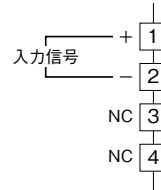


●ポテンシオメータ

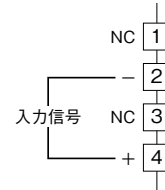


●直流電圧 (-10~+10V DC)

●直流電流 (0~20mA DC)

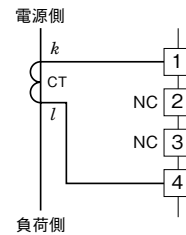


●直流電圧 (-1000~+1000mV DC)



■CT入力 (CT1、CT2) 接続方法

●クランプ式交流電流センサ



■制御出力 (Mv1、Mv2) 接続方法

